






# HISTORIC BROOKHAVEN RESIDENT SURVEY

April 2018



# How long have you lived in Historic Brookhaven?

## How long have you lived in Historic Brookhaven?

Answer	0%	100%	Number of Responses	Response Ratio	
Less Than One Year			<a href="#">9</a>	3.1%	
2 to 5 Years			<a href="#">57</a>	20.1%	
6 to 10 Years			<a href="#">41</a>	14.4%	
11-20 Years			<a href="#">63</a>	22.2%	
More than 20 Years			<a href="#">114</a>	40.2%	
			<b>Totals</b>	<b>283</b>	<b>100%</b>






# Have you lived in more than one house?

Have you lived in more than one house in Historic Brookhaven? ↕

Answer	0%	100%	Number of Responses	Response Ratio
Yes			<a href="#">74</a>	26.0%
No			<a href="#">210</a>	73.9%
No Responses			0	0.0%
			Totals	284 100%

# Which neighbor events have you attended?

Which neighbor events have you attended in the last two years? (check all that apply)

Answer	0%	100%	Number of Responses	Response Ratio
Street Party			<a href="#">83</a>	52.5%
New Neighbor Welcome Party			<a href="#">41</a>	25.9%
Spring General Meeting			<a href="#">60</a>	37.9%
Fall General Meeting			<a href="#">77</a>	48.7%
Special Meetings (e.g., About Surveillance Cameras)			<a href="#">63</a>	39.8%
		Totals	158	100%

# Do you participate in Groups/Events?

Do you participate in other Groups/Events in Historic Brookhaven? (check all that apply)

Answer	0%	100%	Number of Responses	Response Ratio
Mom's Club			<a href="#">26</a>	13.7%
Little Nancy Creek Park			<a href="#">35</a>	18.5%
Women's Bible Study			<a href="#">7</a>	3.7%
Club Estates Garden Club			<a href="#">21</a>	11.1%
Capital City Club			<a href="#">146</a>	77.2%
Brookhaven Friends			<a href="#">51</a>	26.9%
Other ( <a href="#">View all</a> )			<a href="#">10</a>	5.2%
		Totals	<b>189</b>	<b>100%</b>

**CHOA , Club Forest and Ronald McDonald House events were also mentioned in “other”**

# Which communications do you use?

Which of the HBNA communications do you use/read? (check all that apply) And is there anything we can do to increase your satisfaction with these communications?

Answer	0%	100%	Number of Responses	Response Ratio
Website			<a href="#">105</a>	38.1%
Directory			<a href="#">203</a>	73.8%
Newsletters (send by email)			<a href="#">244</a>	88.7%
Other emails			<a href="#">117</a>	42.5%
		Totals	<b>275</b>	<b>100%</b>

[View comments \(33\)](#)

Security Updates are the #1 that people mentioned as being useful in the “other” category.



# Rank initiatives for Board to focus on

Please rank initiatives that you would like your Board to focus on in the future. [↗](#) Again if you'd like to add a comment, please do.

1 = Least										
Answer	1	2	3	4	5	Number of Responses	Ranking Score*			
More community events						240	2.4			
Traffic issues including recommendations for "calming"						240	3.6			
Sidewalks for more Historic Brookhaven Streets						240	3.2			
Improvement of appearance of communal areas of neighborhood						240	3.2			
Better communications						240	2.6			

\*The Rating Score is the weighted average calculated by dividing the sum of all weighted ratings by the number of total responses.

[View comments \(40\)](#)

[▶ Show Details](#)

Lots of great write-in comments:

- Underground Utilities (3)
- Saving tree canopy (2)
- No Speed Bumps/Traffic Calming (6)
- Yes to Speed Bumps/Traffic calming (2)
- More Events (1)
- More Sidewalks (4)
- No more sidewalks (2)
- Improved communal areas (3)






# Member of the Association?

Are you currently a member of the Historic Brookhaven Neighborhood Association?


Answer	0%	100%	Number of Responses	Response Ratio
Yes			<a href="#">264</a>	92.9%
No			<a href="#">17</a>	5.9%
No Responses			3	1.0%
<b>Totals</b>			<b>284</b>	<b>100%</b>







If you answered no to the previous question, why have you not joined?

Answer	0%	100%	Number of Responses	Response Ratio
Cost			<a href="#">8</a>	47.0%
Don't see the value			<a href="#">5</a>	29.4%
Didn't know about the Association			0	0.0%
Don't see the importance of what they do			<a href="#">2</a>	11.7%
<b>Totals</b>			<b>17</b>	<b>100%</b>

[View comments \(8\)](#)

# Demographics of Respondents

Which household description fits you best? 

Answer	0%	100%	Number of Responses	Response Ratio	
Young family with children in the home			<a href="#">57</a>	20.0%	
Family with older children still at home			<a href="#">51</a>	17.9%	
Empty nester			<a href="#">133</a>	46.8%	
Single, no children			<a href="#">4</a>	1.4%	
Couple, no children			<a href="#">35</a>	12.3%	
Other ( <a href="#">View all</a> )			<a href="#">8</a>	2.8%	
			<b>Totals</b>	<b>284</b>	<b>100%</b>

# Is there anything you'd like us to do?

Is there anything you'd like your Association/Board to do? Tell us!

<a href="#">View Text Answers</a>	Number of Responses
	82

## New additional comments:

- Get more involved with COB so we have advance notice of zoning/development issues
- Get involved with COA zoning
- Update on camera pledges and start dates
- Vermont Park/Mason Ravine cleanup
- Closing off streets
- Establish a neighborhood “alert” system